

Vacvator



HEAVY DUTY 10

HD 10-90 NDD-JET-DRY

Elite Performance. Ultimate Versatility

Operating System

CAN bus Interactive colour touch screen

Spoil Tank

| | |
|----------------|------------------------------------|
| Litre Capacity | 9000L |
| Spoil Door | Fully opening |
| Door Operation | Hydraulic |
| Door Lock | Six point locking mechanism |
| Tipping | Telescopic hoist with safety valve |

Water Tank

| | | |
|---------------------------|----------------------------|-----------|
| Clean Water Tank Capacity | Integrated | 5000L |
| Clean Water | Backflow protected | 50mm (2") |
| Fill Type | Connection at ground level | camlock |

Vacuum System

| | | |
|--------------|---|--------------------|
| Power Supply | PTO Transmission Split Box | 540Hp |
| Blower | Jurop Helix 500 Roots type rotary lobe, air injection | 8200m³/h (4826cfm) |

Filtration

| | |
|---------------------------|---|
| 4 Stage Filtration System | Spoil tank, twin 3 barrel cyclone, 30 poly washable filters & blower pre-filter |
|---------------------------|---|

Suction Boom

| | | |
|-----------------|--------------------------------------|------------|
| 3 Function | Hydraulic 340° slew, boom stick slew | 5m reach |
| Travis Coupling | Travis | 203mm (8") |

Spoil Connection Points

| | | |
|-----------------------|-------------------------|------------|
| Spoil Tank Outlet | Travis with knife valve | 150mm (6") |
| Spoil Tank Dewatering | Travis with knife valve | 100mm (4") |
| Boom Inlet | Travis | 203mm (8") |

NDD - High Pressure Water

| | | |
|---------------------------------------|---------------|-----------------------|
| Pump | Comet TW8036S | 2 |
| Pressure | | 248 Bar (3600psi) |
| Flow | | 32LPM |
| Hose Size | | 10mm (3/8") |
| Hose Length x 2 | | 2x 20m |
| Integrated High Flow Tank Washout | | 32mm (1¼") |
| High Pressure Lance with Turbo Nozzle | | 2x 1500mm & 2x 2000mm |

Jetter Drain Cleaner

| | | |
|--------------------|--|--------------------------|
| Triplex Water Pump | Prattasoli | 344LPM 170 Bar (2465psi) |
| Jetting Reel | Vacvator | 180m of 1" Jetting hose |
| Jetting Heads | ENZ Kit 1" BSP | |
| Remote Control | Pump on/off, reel in/out, water flow and pressure, hose length out | |

Dry Vac System

| | | |
|-----------------------------|---|---------------------|
| Screw Compressor | Packsmart V130 | 500m³/h (297cfm) |
| Auto Cleaning Function | Reverse pulse on filter elements, filter & cyclone auto clean | |
| High Pressure Air Lance | | 380m³/h (225cfm) |
| Full Volume Air Supply Port | | 500m³/h (297cfm) |
| Regulated Air Supply Port | | 0-13 Bar (0-190psi) |

Remote

| | |
|--------------------|--|
| Autec DJM Dynamic+ | Proportional control joystick, toggle switch, rocker levers, e-stop & rechargeable batteries |
|--------------------|--|

Safety Equipment

| | | |
|---|---|-------|
| CAN bus Control System | Integrated safety shut down protection scales, e-stops, high water pressure, hydraulic oil temp, low transmission oil pressure, engine protection | |
| Emergency Stops | Control panel, Remote, LHS rear & RHS rear | 4 |
| Fire Extinguisher | Dry chemical ABE | 4.5kg |
| Spoil Tank Safety Prop | | Yes |
| Spoil Door Safety Prop | | Yes |
| Safety Handrail and Maintenance Walkway | Pneumatically operated | Yes |
| Safety Harness Attachment Point | | Yes |
| Beacons | Front & Rear | Yes |
| Work Lights | Rear of cab, end of boom & rear of tank | Yes |
| LED Light Bars | Left & right hand side | Yes |
| UHF 80 Channel | | Yes |
| SUP | Side underrun protection (option) | |
| ROPS | Roll-over protective structure (option) | |

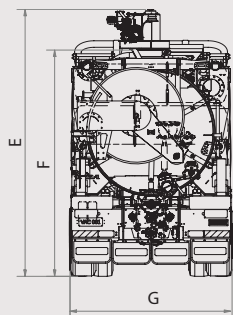
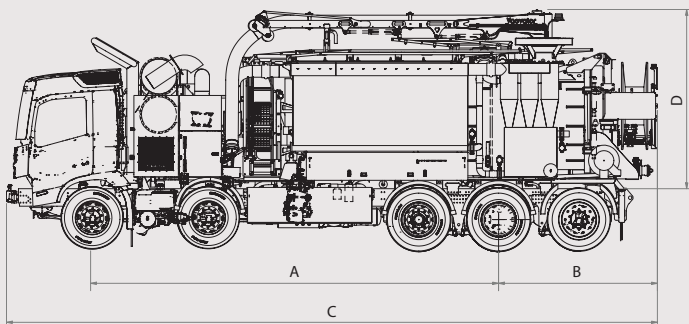
Storage

| | | |
|--------------------|--|---------------------------|
| Lockable Hose Tray | Left hand side | 2.7m x .47m x .55m (620L) |
| Lockable Hose Tray | Right hand side | 2.7m x .47m x .55m (620L) |
| Vacuum Hose Reel | Vacvator - mid mounted, remote operated in/out | 15m of 125mm (5") hose |

Truck

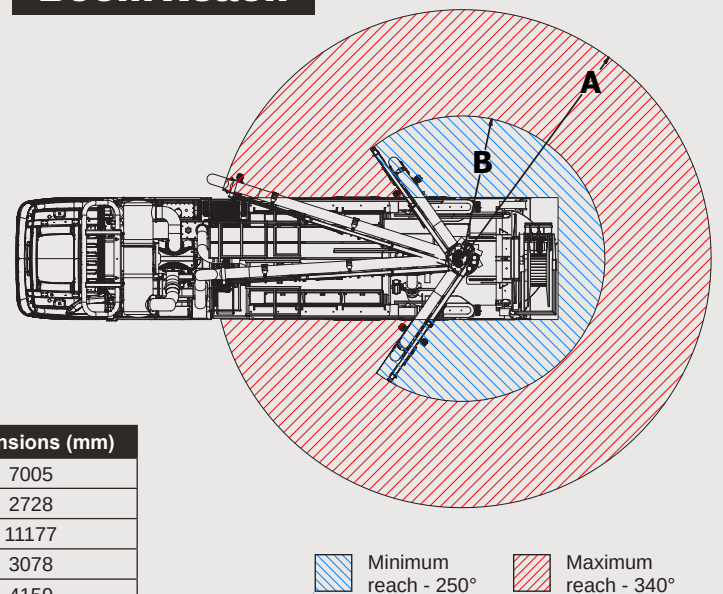
| | |
|----------------|---|
| Volvo FMX 10x4 | Automatic Transmission, airbag suspension - 540Hp |
|----------------|---|

Unit Dimensions



| Description | Code | Dimensions (mm) |
|--------------------------|------|-----------------|
| Wheelbase | A | 7005 |
| Rear Overhang | B | 2728 |
| Overall Length | C | 11177 |
| Unit Height | D | 3078 |
| Overall Height | E | 4159 |
| Overall Height - No Boom | F | 3524 |
| Overall Width | G | 2490 |

Boom Reach



Minimum reach - 250° Maximum reach - 340°